

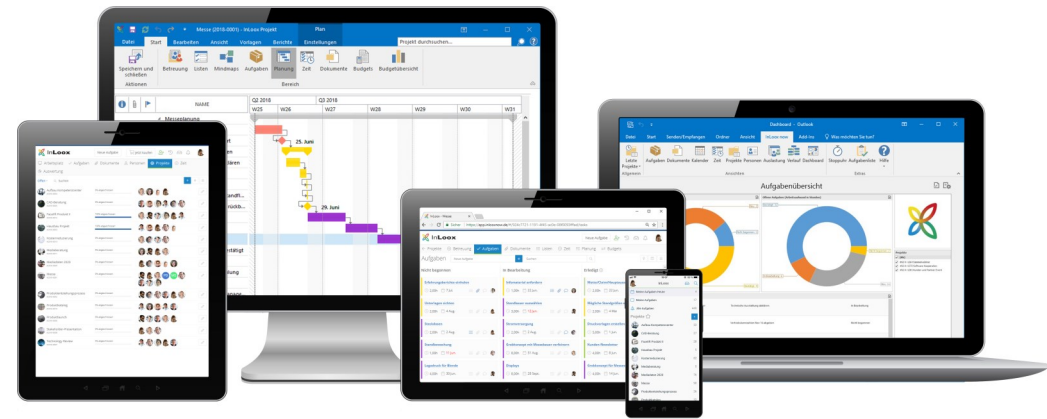
## New Features in Version 10.2

### Communication is a key success factor in project management

Which is why we have placed a special focus on improving project communication. For example, task notes are now directly displayed in the planning. Project managers can comment or give feedback on tasks directly from the planning view and read the comments left by the project team members.

The Kanban board did not just get a facelift but has been completely replaced by a new module. All the features you know and love are still there and you can continue working as before — only even faster and more efficiently.

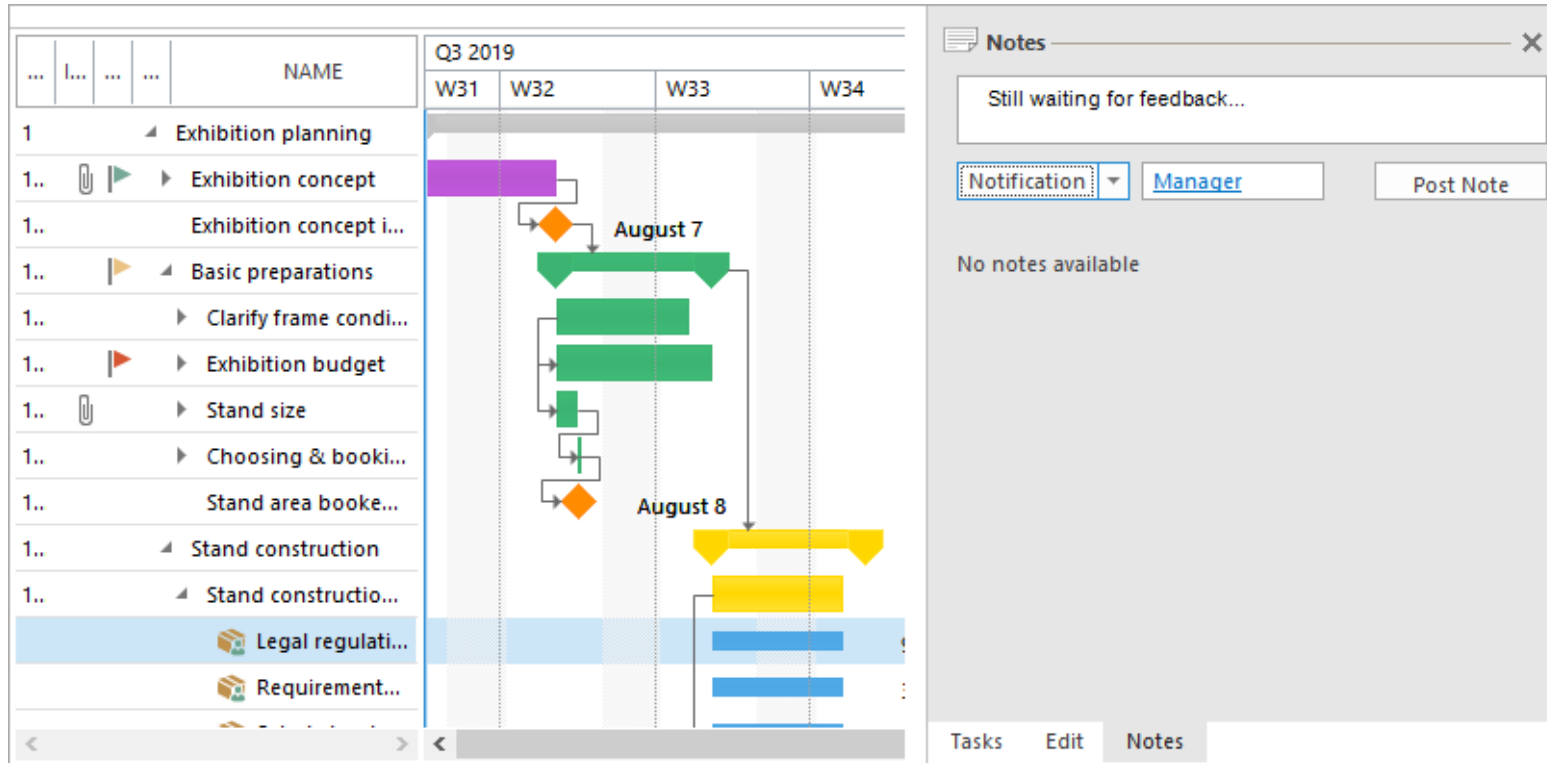
In addition to the new features, we have also optimized other features. Of course, there are performance improvements in the background, but there is also a visible improvement: printing project plans is now easier than ever and you can configure the printing options according to your own needs.



Join over 6,000 companies which use InLoox successfully! Get your 30-day free trial here:

[www.inloox.com/free-trial](http://www.inloox.com/free-trial)

## Better project communication: Task notes in the planning



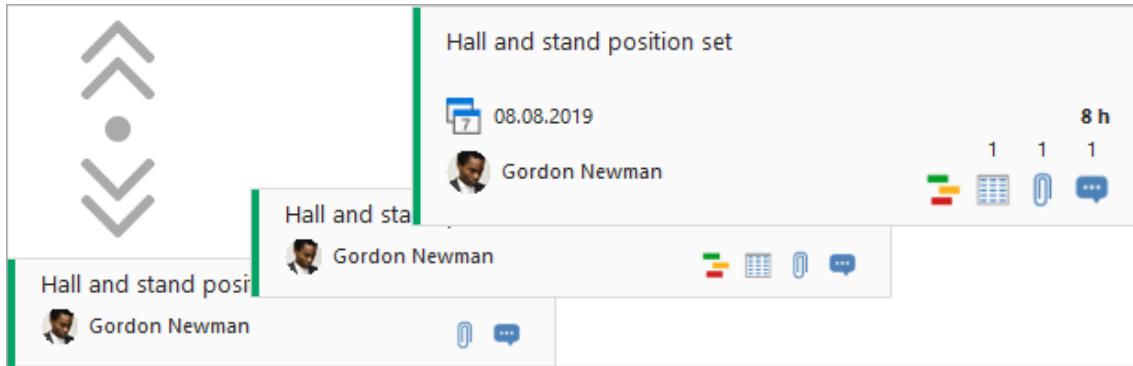
The screenshot displays a project planning interface. On the left, a task list is shown with a tree structure under 'Q3 2019'. The main area is a Gantt chart with columns for weeks W31, W32, W33, and W34. Tasks are represented by colored bars: purple for 'Exhibition concept', green for 'Basic preparations', and yellow for 'Stand construction'. Milestones are marked with orange diamonds on August 7 and August 8. A 'Notes' sidepanel is open on the right, showing a text input field with 'Still waiting for feedback...', a 'Notification' dropdown, a 'Manager' field, and a 'Post Note' button. Below the input field, it says 'No notes available'. At the bottom of the sidepanel, there are tabs for 'Tasks', 'Edit', and 'Notes'.

We are always grateful for feedback and suggestions from our users– That is why we have created the platform [contribute.inloox.com](https://contribute.inloox.com) (currently only available in German), where you can share your feature ideas or improvement suggestions with other users and also vote for other users' suggestions. One suggestion that had a lot of upvotes was the wish for the task notes to be visible in the planning

view. So by popular demand, we can proudly announce that this is now possible in version 10.2! You can now view the task notes in the sidepanel in the Gantt chart view and add new task comments without having to switch back to the Kanban view. This will ensure a much smoother and more efficient communication process.

## Better task management: The new Kanban board

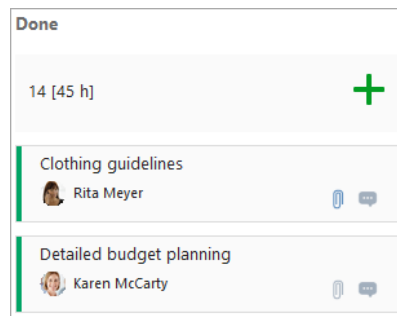
### Adjust the task card size



The biggest visible change in InLoox 10.2 is the new Kanban board. But it's not just a visible change, there are some new and improved features as well. You have always been able to collapse and expand the task cards. The new Kanban allows you to adjust the card size according to your information needs. Simple hold the CTRL key and scroll up or down simultaneously with your mouse to enlarge or reduce the size of the cards. You will see more or less information depending on the size of the card.

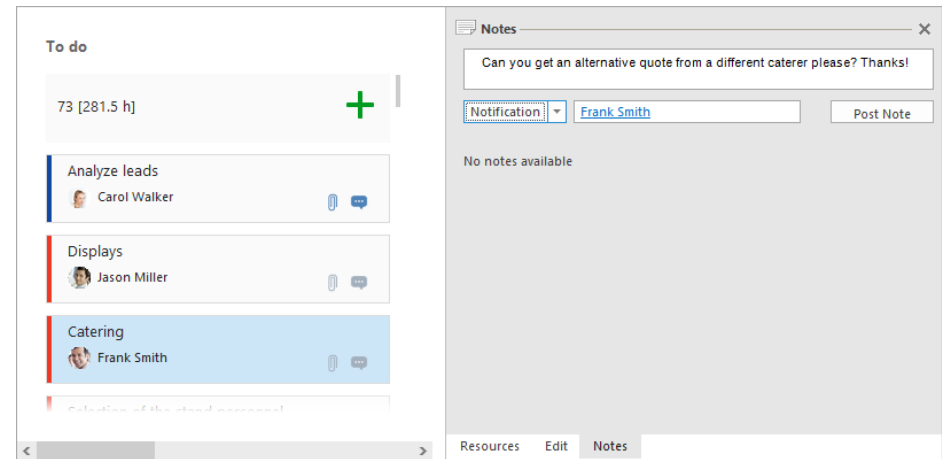
### Create new tasks more efficiently

You create a new task and assign it to a column (status) directly instead of having to re-assign tasks afterwards.



### Task notes are now in a separate tab in the sidepanel

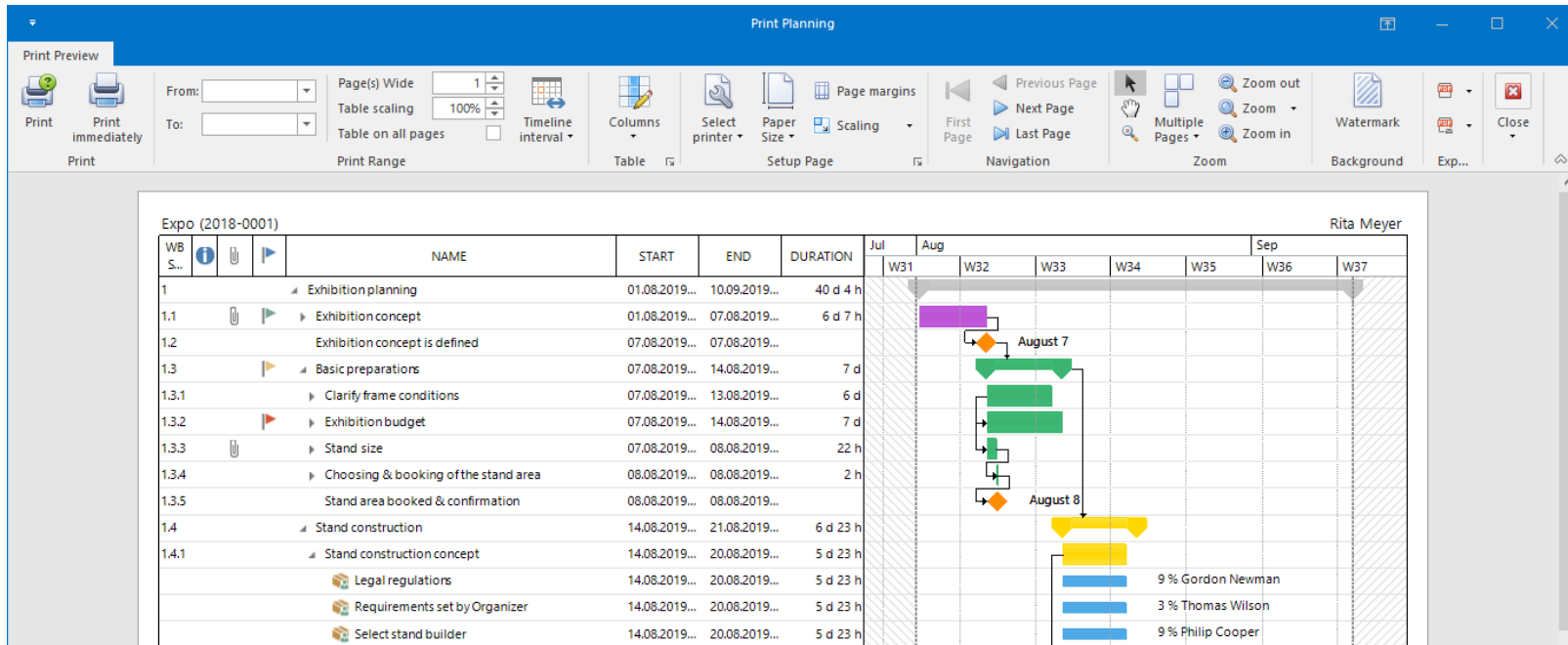
You will find the task notes in a tab in the task editing window in the sidepanel. This enables you to quickly leave comments and notes on your tasks.



### Edit task information faster

The new Kanban allows you to edit more information inline, such as the task name or the resource. Just click on the name field and edit it directly.

## Better printing: Optimized project plan printing

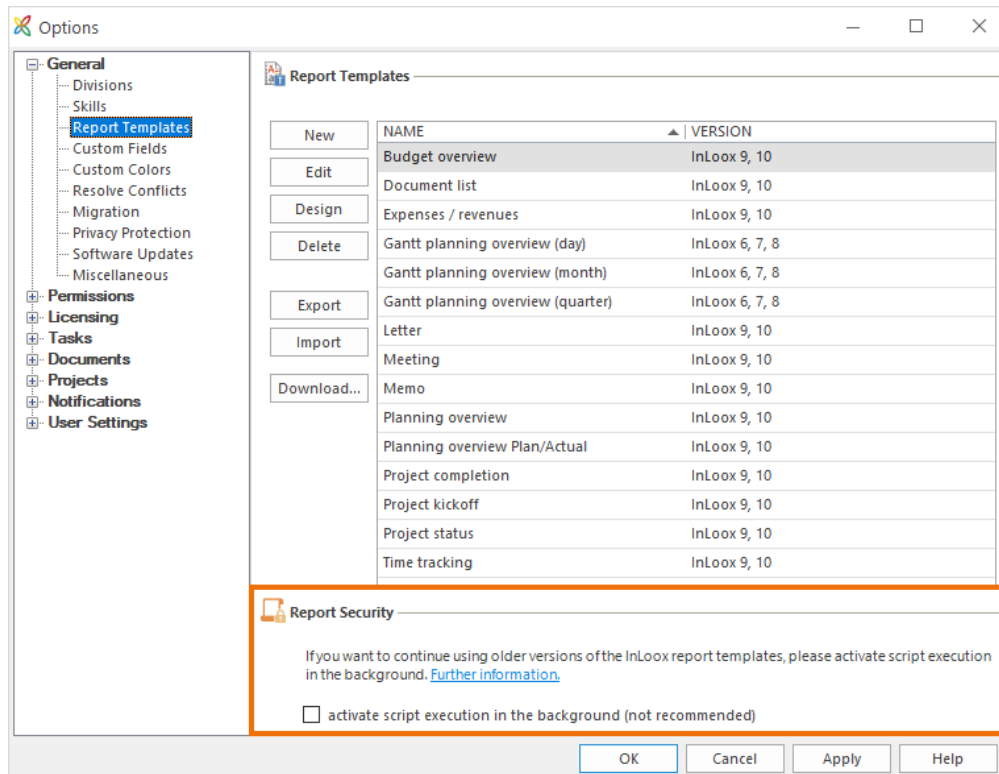


There are cases where a printed project plan can be useful. For example: To show the project team the project road map at the kick-off meeting or as an effective acquisition tool to win over new customers. We have improved the print feature for the project plan:

- Horizontal guidelines for a better overview
- Automatic / manual setting of the timeline (week, month, year) shown as vertical guidelines
- New table scaling that enables you to print the entire table with all details on a single page
- Choose a printer and paper size directly within the print preview
- Adjust page margins individually

## Report Security: Script execution in the background deactivated by default

Scripts allow you to perform automated calculations of specific report elements at specific events. But script execution can pose a security risk, so as of version 10.2 we have disabled the script execution in the background by default. If you want to continue using older InLoox report templates or want to continue working with scripts in your own report templates, you will have to actively enable this feature in the InLoox options.



The screenshot shows the 'Options' dialog box with the 'Report Templates' section selected in the left-hand navigation pane. The 'Report Security' section is highlighted with an orange border. It contains a message about script execution and a checkbox that is currently unchecked.

	NAME	VERSION
New	Budget overview	InLoox 9, 10
Edit	Document list	InLoox 9, 10
Design	Expenses / revenues	InLoox 9, 10
Delete	Gantt planning overview (day)	InLoox 6, 7, 8
	Gantt planning overview (month)	InLoox 6, 7, 8
Export	Gantt planning overview (quarter)	InLoox 6, 7, 8
Import	Letter	InLoox 9, 10
Download...	Meeting	InLoox 9, 10
	Memo	InLoox 9, 10
	Planning overview	InLoox 9, 10
	Planning overview Plan/Actual	InLoox 9, 10
	Project completion	InLoox 9, 10
	Project kickoff	InLoox 9, 10
	Project status	InLoox 9, 10
	Time tracking	InLoox 9, 10

**Report Security**

If you want to continue using older versions of the InLoox report templates, please activate script execution in the background. [Further information.](#)

activate script execution in the background (not recommended)

OK Cancel Apply Help

## New system requirements: .Net Framework 4.5.2

Starting with version 10.2, the Outlook client requires the .Net Framework 4.5.2 instead of the previous .Net Framework 4.5.

If you are using Windows 10, you do not need to do anything. If you are using Windows 7, 8 or 8.1, then the .Net Framework 4.5.2 will be downloaded and installed during the installation if it is not already installed (prerequisite: available Internet connection).



New Features in Version 10.2

## Successful Projects Start with InLoox

Over 6,000 customers and 60,000 users on five continents trust InLoox. Corporate customers ranging from small and mid-sized organizations to large global enterprises use it as their standard software. More and more companies of all sizes and across all industries find InLoox to be their efficient go-to solution for project management and team collaboration.

Leading companies choose InLoox:

**SIEMENS**

**Canon**

**AVIS**




**SMS group**

**U·S AIRWAYS**



Presented by:



**InLoox, Inc.**

101 Montgomery Street, Suite 1900 | San Francisco, CA 94104

Phone: (415) 592-7575 | Fax: (415) 592-7576

E-Mail: [info@inloox.com](mailto:info@inloox.com) | [www.inloox.de](http://www.inloox.de)

All specified product names, product designations and logos in this document are registered trademarks and property of the respective right owners.